


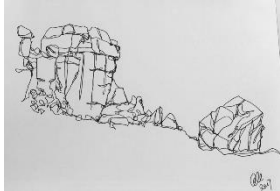




	Year 1	Year 2	Year 3	Year 4	Year 5	Year 6
NC Objectives	<b>Key Stage 1</b> By the end of each key stage, pupils are expected to know, apply and understand the matters, skills and processes specified in the relevant programme of study		<b>Key Stage 2</b> By the end of each key stage, pupils are expected to know, apply and understand the matters, skills and processes specified in the relevant programme of study. In Key Stage 2 pupils should be taught to develop their techniques, including their control and their use of materials, with creativity, experimentation and an increasing awareness of different kinds of art, craft and design.			
	<b>Pupils should be taught:</b> <ul style="list-style-type: none"> <li>To use a range of materials creatively to design and make products</li> <li>To use drawing, painting and sculpture to develop and share their ideas, experiences and imagination</li> <li>To develop a wide range of art and design techniques in using colour, pattern, texture, line, shape, form and space</li> <li>About the work of a range of artists, crafts makers and designers, describing the differences and similarities between different practices and disciplines, and making links to their own work</li> </ul>		<b>Pupils should be taught:</b> <ul style="list-style-type: none"> <li>To create sketchbooks to record their observations and use them to review and revisit ideas</li> <li>To improve their mastery of art and design techniques, including drawing, painting and sculpture with a range of materials (for example pencil, charcoal, paint, clay)</li> <li>About great artists, architects and designers in history</li> </ul>			
	<b>A Year 1 Artist might study:</b>  <b>Andy Warhol – Pop Art - Portraits</b>    <b>Picasso – Portraits</b>	<b>A Year 2 Artist might study:</b>  <b>Sir Christopher Wren – Architecture and other contemporary architects</b>   <b>Paul Klee – Abstract City Scapes</b>	<b>A Year 3 Artist might study:</b>  <b>Margaret Godfrey and Hokusai</b> -collage, paint, print volcanoes   <b>Claude Monet – Lilies/plants</b>	<b>A Year 4 Artist might study:</b>  <b>Gill Gilroy – Local artist, line drawing</b>    <b>Lucie Smith – landscape artist</b>	<b>A Year 5 Artists might study:</b>  <b>William Morris and Laura Ashley – wallpaper, printing,</b>    textile design <b>Hokusai – The Great Wave</b>	<b>A Year 6 Artist might study:</b>  <b>Banksy and Keigh Haring - Graffiti art and art using meaning</b>  



**Aneeta Seshan** – Local artist, landscapes



**Andy Goldsworthy** – natural art



**Julie Wilson** – Clay animals




**Zaha Hadid** – Modern Architecture



**Nerys Levy** – Polar landscapes



**Jo Lo Morrison** – Scottish artist



**Anna Atkins** - botanist}



**Maria Sibylla** -Naturalist drawings



**Florent Stoskopf** – modern flower/ graphics artist



**Henry Rousseau and Beatriz Milhazes** {Abstract art comparison} – rainforests / plants



**Grayson Perry** – Ceramics compare to Romans



**Clare Caulfield** -City scapes/ architecture



**Jaune Quick to see Smith** – North American Artists



**Sam Shendi** – local artist {compare to Greek vases traditional art}



**Georgia O'Keefe** – Painting  
flowers {around our  
school}



**Lynette Amelie** – Beach  
hut



**William Morris** –  
printing



**Annie Abers** – Weaving



**Olek** – modern weaving



**Alaa Awad** – contemporary  
Egyptian Art



**Ansel Adams** – photography



**David Hockney** – photo  
montage



**Yann Arthurs** – photography

