







Hello Parents and Children!

It is the final week of our home learning planning and activities. We have tried to keep the activities fun and short for this week and are focusing on transition into Year 1 and summer holiday plans. We are really going to miss seeing all of your fantastic work you have done over these past months. You have worked so hard and we are all really proud of all that you have achieved. We hope you have a wonderful summer and we look forward to seeing you in September!

| Activity 1 Daily Phonics. | | Activity 2 | Activity 3 |
|----------------------------------------------------------------------------------------------------------------|---------------------------------------------------------------------------------------------------------------------------------------------------------------------------------------------------------------------------------------------------------------------------------------------------------------------------------------------------------------------------|------------------------------------------------------------------------------------------------------------------------------------------------------------------------------------------------------------------------------------------------------------------------------------------------------------------------------------------------------------------------------------------------------------------------------------------------------------------------------------------------------------------------------------------------------------|------------------------------------------------------------------------------------------------------------------------------------------------------------------------------------------------------------------------------------------------------------------------------------------------------------------------------------------------------------------------------------------------------------------------------------------------------------------------------------------------------------------------------------------------------------------------------------------------------------|
| At the start of daily phonics sessions, please recap all letter sounds and action words in their books! | | | |
| Mon | <p>Action word focus</p> <p>Get some sand and your action word book and have some fun spelling those tricky words in the sand with your finger or a stick. Once you have written a word, use a whiteboard and pen or your book to write a sentence with the action word in.</p>  | <p>Literacy</p> <p>Hopefully you will have all found out your new Year 1 teacher now. Your teacher is so excited to meet you all. We would love it if you could write a letter to your new teacher. Discuss some features of a letter/card. What do we write first? Where do we write our name? Think of some things you would like to ask your teacher. 'What is my new classroom like?' 'Where do we play outside?'. You can bring your letter in to your new teacher next Wednesday!</p> <p>Refer to Miss Webb's letter writing video</p> | <p>Topic - Expressive Arts & Design</p> <p>Hopefully the weather will begin to improve again and we can continue to enjoy lots of yummy ice creams and ice lollies! Perhaps you could design your ideal ice lolly with collage materials. If you are able to, have a go at making your very own homemade ice lollies! Write down all the ingredients you use (ice, honey, yoghurt, strawberries)</p>  <p><i>Ice Lolly</i> PRESCHOOL CRAFT <small>Learning and Exploring Through Play</small></p> |

| | | | |
|-------|------------------------------------------------------------------------------------------------------------------------------------------------------------------------------------------------------------------------------------------------------------------------------------------------------------------------------------------------------------------------------------------------|----------------------------------------------------------------------------------------------------------------------------------------------------------------------------------------------------------------------------------------------------------------------------------------------------------------------------------------------------------------------------------------------------------------------------------------------------------------------------------------------|--------------------------------------------------------------------------------------------------------------------------------------------------------------------------------------------------------------------------------------------------------------------------------------------------------------------------------------------------------------------------------------------------------------------------------------------------------------------------------------------------------------------------------------------------------|
| Tues | <p>Please work through the Summer themed phonics booklet activity sheets found on the home learning website!</p>  <p>Refer to summer themed phonics booklet on the home learning website</p> | <p>Numeracy- Exploring nature</p> <p>Go outside into your garden or to the park. Have some fun exploring nature and make a tally of the different things you can see. 12 daisies...5 trees etc. Explore how to make a tally chart.</p> | <p>Literacy Camping/holiday checklist!</p> <p>Some of you may be going camping or on holiday this summer. Depending on where you are going, can you write a list of the things you will need to take with you. (toothbrush, pyjamas, suncream...). Even if you aren't going anywhere, you can go on an imaginary adventure! Use bullet points or numbers to order your list.</p> |
| Wed | <p>Bingo game!</p> <p>Play a phonics bingo game with the seaside/ocean words below. See who is first to shout bingo! When you have completed the game, write some of the words in sentences. Shark, deep, clown fish, bucket, towel, suncream, shell, seaweed</p> <p>Please refer to bingo document.</p> | <p>Literacy – Favourite Foundation memories...</p> <p>Although we haven't had as long as we would have liked in Foundation, we have had lots and lots of fun!! Can you think of some of your favourite memories? Perhaps it was when you got star of the week or a headteachers award, or a carpet lesson that you enjoyed with your friends. Using the writing frame on the website, draw a picture of you doing something you loved at school, and write a couple of sentences!</p> | <p>Topic - Knowledge & Understanding</p> <p>Could you use some non-fiction books or the internet to research a country you would like to visit. It could be somewhere exotic or maybe somewhere you have visited previously. Can you find out what animals live there, what the weather is like, are there deserts/jungles/famous landmarks/what it looks like on a map/flag. Have a go at drawing and labelling some of your interesting research!</p>  |
| Thurs | <p>Phase 3 shell sorting game</p> <p>Print out the shells with Phase 3 words on. Ask your child to cut out and stick the shells into the correct 'digraph' bucket. If your child wants to, write a couple of sentences with some of the word shells.</p>  <p>Refer to Phase 3 shell sorting game</p> | <p>Topic - Expressive Arts & Design & Knowledge & Understanding</p> <p>Print out the under the sea writing activity sheets. Find some information out about some of the sea animals and write a sentence for each of the pictures.</p>  <p>Refer to under the sea writing activity sheets</p> | <p>Numeracy</p> <p>Hopefully the weather will be kind to us this week. Get the paddling pool out or a big bowl of water outside. Gather a variety of different sized containers and explore capacity. Is the jug full/empty/half full? Have some fun and make some imaginary drinks! Use challenge questions such as 'How many cups do you think this full bowl fill?'</p> |

Recap all sounds revisited this week.

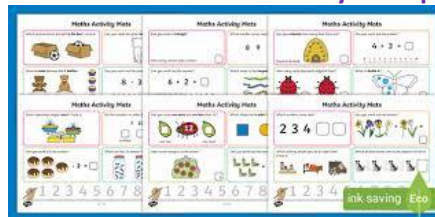
Follow the link below and watch the high frequency words under the sea. Encourage your child to shout out what the word is being read. Pause a few times and practise writing some of these words on lines with the correct letter formation.

<https://www.youtube.com/watch?v=eXg5FoDnqCo>

Numeracy – Various number problems

Please work through the maths activity mats which covers a range of maths problems learnt over the course of the year.

Refer to EYFS maths activity mat questions



Topic - Knowledge & Understanding Draw/paint/create a beach or ocean scene.

Be as creative as you like and design your own beach or ocean scene. Think about the animals you may find under the sea. Look at some ocean animals in books to explore the different colours and textures of these beautiful sea creatures! Label your scene if you can too!

