



Foundation Home Learning Plan








Week Beginning 8th June 2020

Hello Parents and Children!

We have decided to continue with the theme of woods and exploring. We will be looking at the story of 'Where the Wild Things are'. A story that you will know very well, I am sure! We have tried to make the activities as fun and practical as we can. There are lovely stories to listen to read by your teachers and some fun phonics activities to do. We thought this book would be a good progression on from the story we looked at last week 'We're going on a bear hunt' and we can delve a little deeper in to the woods and forest....have lots of fun!

Activity 1 Daily Phonics.		Activity 2	Activity 3
At the start of daily phonics sessions, please recap all letter sounds and action words in their books!			
Mon	<p>Focus on the sound 'ch' and 'ng'</p> <p>I am thinking of the story we are looking at this week. Max pretends he is the king of the wild things! Let's look at the 'ng'.</p> <p>All the words with 'ng' in – king, sing, ring, thing, bring, wing. See if you can segment and blend these words and write them down. Use the bingo game on the website! Show Mummy and Daddy how to play!</p> <p>You can look at the phonics session on line which looks at 'ch' and 'ng'.</p> <p>https://www.youtube.com/watch?v=YlgX9Wng5FM</p>	<p>Literacy</p> <p>Listen to the story of 'Where the Wild Things are' read by Mrs. Atkinson on the website. When you have listened to the story you could now draw a wild thing character and write as many words to describe it – angry, sharp teeth, big, heavy, scary, horns. Think of some good words....</p> 	<p>Topic - Expressive Arts & Design</p> <p>Design and make your own 'King' hat. Make it amazing, make it glamorous and sparkly if you can. Be a king for the day and give some bossy instructions to your Mummy and Daddy!!!!</p> 
Tues	<p>Focus on the sound 'zz' 'ff' 'll' 'ss'</p> <p>We are going to look at the digraphs 'zz', 'll', 'ss' and 'ff'. Some words have these at the end. You just have to say the sound a little bit longer!</p> <p>Can you buzz like a bee? Can you hiss like a snake?</p> <p>You can use the pictures on the website to segment and blend some words {bell, buzz, buff, kiss}</p> <p>There is a really great phonics video about these phonemes if you follow the link below!</p> <p>https://www.youtube.com/watch?v=zeUYzMjXzhs</p>	<p>Numeracy- adding 2 groups</p> <p>Use the worksheet to add the two groups of wild thing monsters together. Make sure you say the number sentence out loud to your Mummy or Daddy '5 monsters and 2 monsters make 7 monsters altogether.'</p> <p>Refer to adding worksheet on website</p>	<p>Literacy</p> <p>Write some very simple sentences.</p> <p>Pretend you are the wild thing and you live in the forest. I would really like you to stand up, behave like a wild thing monster, and shout out 'I am scary, I am big, I am hairy, I have horns, I am going to eat you!'</p> <p>Can you think of anymore? Use the sentence worksheet on the website to write some of these sentences when you have acted them out. Use the images of the monsters to help you on the sheet.</p> <p>Refer to 'I am a monster' worksheet on website</p>

Wed	<p>Focus on the sound 'th' – the two different sounds.</p> <p>Look at the digraph 'th'. You can say this in two different ways. Pull your tongue out and say 'th'. It can be said in two ways –</p> <ul style="list-style-type: none"> -thin, thick, thistle, thread, think -that, that, them, there, with. <p>You can use the phoneme frames on the website to write some of these words – that, this them, then.</p> <p>Have a look at this video on line of a teacher showing you how to use the 'th' digraph!</p> <p>https://www.youtube.com/watch?v=6MzBxSXqIMw#</p>	<p>Literacy –</p> <p>It is an action word hunt today children!</p> <p>If you can, print out the monster action words and hide them in your house or in your garden!</p> <p>You could even make some action words of your own to hide for your brother, sister, Mummy or Daddy.</p> <p>I have left some boxes without monsters for you to draw your own!</p> <div data-bbox="1093 341 1505 651">  </div>	<p>Topic - Knowledge & Understanding</p> <p>I thought it would be a good idea to learn a little bit about the different trees we have in our woods. You all live near a wood, so why not go for a walk and see how many different trees you can find. Use the 'spinning leaf' worksheet and make a spinning tree dial.</p> <p>Use this to spot the trees on your woodland walk!</p>  <p>Look at the 'Woodland Trust' website – it is brilliant! Lots and lots of super ideas. I have my son, Sonny to look at it too!</p> <p>http://treetoolsforschools.org.uk/categorymenu/?cat=activities</p> <p>Refer to 'spinning leaf dial' worksheet on the website.</p>
Thurs	<p>Focus on the sound 'er' and 'ur'</p> <p>The wild things look like monsters! If you look at the word 'monster' it has an 'er' in it.</p> <p>Some other words with 'er' – her, fern, stern, power, You can also use the digraph 'ur' which makes the same sound – burn, turn, hurt, curl, fur,</p> <p>Can you write any of these words? See if you can write them big and small and colour them in different colours!</p> <div data-bbox="136 1027 712 1107">  </div>	<p>Topic - Expressive Arts & Design & Knowledge & Understanding</p> <p>Look at spending all afternoon making a wild thing paper plate puppet and cutting out 10 wobbly teeth. It will be a lovely afternoon if you have time.</p> <div data-bbox="1272 799 1469 1094">  </div>	<p>Numeracy / Expressive Arts & Design</p> <p>Make a wild thing monster and cut out 10 teeth!</p> <p>Can you count 7 to put on the wild thing?</p> <p>Can you count 9 teeth and place them on your wild thing.</p> <p>Can you make up a story about your monster having 10 teeth and then losing one at a time?</p> <p>Listen to the wobbly teeth song sung by Mrs. Atkinson about losing 10 teeth!</p> <p>Refer to the wobbly teeth song on the website</p>

Fri	<p>Recap all sounds revisited this week. <i>Ch, th, ur, er, ll, ff, ss, zz</i></p> <p>Print out all the words from the website or write them all by yourself. Then hide them in your garden or get your Mummy or Daddy to hide them. Then ask someone else to try and find these words! Can you segment and blend these words?</p> <p>Have fun!!!</p> <p>Word hunt in the garden!</p>	<p>Numeracy – looking at subtraction</p> <p>Play a little game on the computer. There are some subtraction sums to work out! https://classroomsecrets.co.uk/free-eyfs-practical-subtraction-iwb-activity/</p>	<p>Topic - Knowledge & Understanding Boat Making!</p> <p>Can you make a boat that can float on the seas {just like Max's boat} You could use cardboard, paper, plastic, clay, plastic bag – whatever you can find. Can you see if it can float on the water {in your bath or in the pond?}]}</p>  <p>Is it water proof? Or does it sink to the bottom? You could watch this and copy!! https://www.youtube.com/watch?v=NLc3erfVJx0</p>
-----	--	--	--