




Foundation Home Learning Plan




Week Beginning 29th June 2020



Hello Parents and Children!

We have decided to continue with the theme of woods and exploring. We will be looking at the story of 'Where the Wild Things are'. A story that you know very well, I am sure! We have tried to make the activities as fun and practical as we can. There are lovely stories to listen to read by your teachers and some fun phonics activities to do. We have based this week's planning around the story 'Pirates Love Underpants'. We thought we could do lots of treasure hunts and have fun! Enjoy!

Activity 1 Daily Phonics.		Activity 2	Activity 3
At the start of daily phonics sessions, please recap all letter sounds and action words in their books!			
Mon	<p>All the phonics sessions this week will be based around the consonant clusters in words from the book.</p> <p>Focus on the cluster: 'sp' and 'sl'</p> <p>Looking at all the words that start with a 'sp' and 'sl' cluster. Spotty, spool, spy, spill, spun, spell, spit, slug, slop, slip, slim,</p> <p>Use the word lists on the website resource page and print them out. Cut the cluster off and try to find the correct ending. Can you make words that make sense and words that are silly?</p> <p>Refer to 'sp' words worksheet on website</p> <p>sp - ill</p>	<p>Literacy</p> <p>Listen to the story 'Pirates Love Underpants' read by Mrs. Atkinson. Can you hear the rhyming words in the story? What are they? Can you say them? Can you design your own underpants? Make them crazy, mad, funny or whatever you like!</p> <p>There is pair of underpants on the resources list on the website for you to use if you wish or you could draw your own. Write as many words around your picture to describe them – stripy, spotty, funny, smelly, frilly, furry....</p> <p>Refer to 'underpants' worksheet on website</p> 	<p>Topic - Expressive Arts & Design</p> <p>Design your own pirate ship!!!!</p> <p>Use lots of resources –paper, paint, chalks that you have at home. Draw a big pirate ship – you may want a big sail, cannonballs, barrels, lanterns to see at night, chains, plank, mops, portholes, treasure chest, rigging, fishing rods, brushes, and anchor.</p> <p>What would you name your pirate ship? The ship in the book is called 'Black Bloomer'. Can you make a label for your ship?</p> 
Tues	<p>Focus on the cluster: 'cr' and 'kr'</p> <p>Looking at the words that start with the cluster 'cr' and 'kr' Crisp, cry, cress, crab, crust, krill,</p> <p>Write all these words on a large sheet of paper or on the ground outside with chalks. Play the splatter game – take it in turns with your Mummy or Daddy and say a word for the other person to splat or hit with a stick! See who is the fastest!</p>	<p>Numeracy- adding 2 groups</p> <p>Play the game 'shark numbers' to warm up your brains! You need to quickly count the tens sticks and the ones, then click the number below before the shark eats you!</p> <p>https://www.ictgames.com/sharkNumbers/mobile/index.html</p> <p>Refer to adding worksheet on website</p>	<p>Literacy</p> <p>Write some rhyming words and play a rhyming word game.</p> <p>Refer to the book if you have it or listen to the story again. We are going to play a rhyming word game. On the resources page there is a rhyming game where you have to match the words that 'sound the same' and 'rhyme'.</p> <p>Words like cat and mat / sun and fun / chain and main. Use the words on the resources sheet to match together.</p> <p>Refer to 'rhyming word' worksheet on website</p>

Wed	<p>Focus on the cluster ‘pr’ and ‘pl’</p> <p>Looking at the words that start with the cluster ‘pr’ and ‘pl’ Pram, press, prickly, plug, play, plop, plum, plus.</p> <p>Print out the words related to this activity on the resources section of the website.</p> <p>Can you cut all the words out? Here are 2 of each word.</p> <p>Now play a matching game. Place all the word cards on the floor face down and play a matching game with Mummy or daddy or even one of your teddies!!</p> <p>pram pram</p> <p>Refer to ‘sp’ matching words worksheet on website</p>	<p>Literacy – Treasure hunt!</p> <p>You are a pirate and you are searching for treasure. Can you find a bag or a box that could be your treasure chest? Print out the treasure chests from the website and ask Mummy or daddy to hide them in the garden or around the house. Can you dress up as a pirate and go hunting for pirate? Can you use your best pirate voice like Mrs Atkinson? When you find your treasure, can you read the pirate words?</p> <p></p>	<p>Topic - Knowledge & Understanding</p> <p>You will need a map book or a globe for this activity. If you were a pirate and you had your own pirate ship, where would you sail to? Can you find these places on the map? – Australia, Africa, India, Italy, Spain, Iceland, France? Why would you go there? What is the weather like in these places? Is it hot? Cold? Look at the short films on the link below and see if you can learn a little bit more about where the children live. I have videoed a little something about maps and countries for you to look at!</p> <p>https://www.bbc.co.uk/programmes/b08t17zs</p> <p>https://www.bbc.co.uk/programmes/b08t17zs/episodes/player</p> <p>Refer to ‘map’ worksheet on the website.</p> <p></p>
Thurs	<p>Focus on the cluster ‘fr’ and ‘fl’</p> <p>Looking at words that start with ‘fr’ and ‘fl’ Frog, fresh, fry, frump, from, frilly, freezer, free, flop, fly, flit, flump, flutter.</p> <p>Use the phoneme frames to write some of these words. Remember that each sound goes in to single frame. So the word ‘freezer’ would be:</p> <p></p> <p>Refer to phoneme frame worksheet on website</p>	<p>Topic - Expressive Arts & Design & Knowledge & Understanding</p> <p>Use the link to look around an island. Can you find the items that are needed? There are 8 challenges to do.</p> <p>http://www.scootle.edu.au/ec/viewing/L8304/index.html</p> <p>Look at your map and see if you can make your own map. Can you draw the different countries? Can you colour in the sea blue and the land green? Can you draw trees, mountains, lakes, rivers on your map?</p> <p>Use the blank world map on the resources page if you want to or watch the map video with Mrs. Atkinson. Which places have you been to?</p>	<p>Numeracy</p> <p>You are a pirate and you have drinking lots of rum {pretend juice}. You started with 20 bottles of rum and you drink one bottle at a time! The bottles start to get less and less and less. We call this subtraction. Play the game below and see how you can make up a story about a pirate drinking the rum from the pirate ship!!!!</p> <p>Watch the video where Pirate Atkinson searches for special numbers in her garden!</p> <p>https://www.ictgames.com/mobilePage/boatTakeAway/index.html</p>

Recap all sounds revisited this week.

Sp, cr, kr, fr, fl, pr, pl

Print out all the cluster words and ask Mummy or Daddy hide them around the house or in the garden. Can you find them and read them? How about writing these words down?

Well done everyone!

Consonant Cluster Word hunt in the garden!

Refer to the list of words on the word hunt worksheet with all the cluster words this week.

If you get chance play the game 'Poop Deck Pirates' on this link and choose the digraph words you would like to have a go at!

<https://www.ictgames.com/mobilePage/poopDeck/index.html>

Numeracy – looking at addition

Let's have a look at adding spots on underpants.

We need to make 10. Can you get the 2 underpants on the resources page? Cut out 10 circles {any colour card} Then share and split these 10 spots in different ways on the underpants. Refer to the underpants addition video by Mrs. Atkinson.

Can you make 1 and 9?

4 and 6? 5 and 5?

Can you write the number sentence?



Refer to the addition underpants on the resources and Mrs. Atkinson's video on adding spots on underpants!

Topic - Knowledge & Understanding

Drawing your own treasure map...

Draw your own treasure map. What would you see on the route? Trees? Bridges? Rivers? Hills? Animals? Woods? Dragons? What would your treasure be? Golden coins? Chocolate biscuit? Fruit tree? Sweets.

Watch the video where Mrs Atkinson draws her own map...!!! What is my treasure going to be I wonder?

Can you make a treasure hunt in your garden?



We have uploaded other pirate resources for you to look at if you want to do more learning. You can pick and choose what you would like to do!
Have lots of fun!