
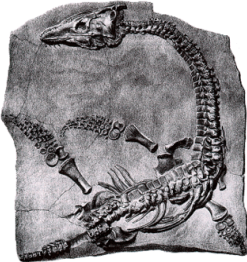



Year 1 weekly plan

W/B 4th May 2020

	English	Maths
Monday	<p>Phonics focus this week- alternative 'ie' sound (see Spelling list 4th May).</p> <p>Watch Geraldine the Giraffe introduce the 'ie' digraph that makes the /ee/ sound. https://www.youtube.com/watch?v=ZvUHml1KQc</p> <p><u>Suggested Phonics activities to complete during the week:</u></p> <ul style="list-style-type: none"> • Play Obb and Bob. Follow link and press 'phase 5', 'revise all phase 5' https://new.phonicsplay.co.uk/resources/phase/5/picnic-on-pluto • 'ie Roll and read mat' Roll a dice and choose a word, can you read it? Which sound does the 'ie' digraph make? Can you use it in a sentence? • 'ie sorting activity' Can you sort the cards by which sound the 'ie' grapheme makes? • Play 'Chief Olaf's Shield' on Education City. This game has been added to your phonics Mycity page. • Practise spellings in your spelling book 	<p>https://whiterosemaths.com/homelearning/year-1/</p> <p>Watch the white Rose Maths Video on 'Part-whole relationships number bonds' (Summer term- week 3, lesson 1) and complete the accompanying activity sheet. You can now download the accompanying sheets from our home learning page.</p> <p>Challenge ideas: Use hoops to make a big part-whole-model on the floor. How many ways can you make 20?</p>
Tuesday	<p><u>Guided reading-</u> This week we are learning about Mary Anning! Read the 'Guided reading text' carefully and complete the 'Guided reading questions'. Remember to find the answers in the text, you could underline the information if this helps you.</p>	<p>Watch the white Rose Maths Video on 'Fact families- linking addition and subtraction' (Summer term- week 3, lesson 2) and complete the accompanying activity sheet.</p> <p>Challenge ideas: Get a member of your family to write down a fact family with one number sentence wrong. Can you be a number detective and work out what mistake they made?</p>
Wednesday	<p><u>Planning a biography-</u> Watch Mary Anning's life story again, from this week's theme lesson. Use the facts you found to plan a biography of Mary Anning (see Biography plan).</p> <p>Use the video and your facts to write notes about each section of her life. For example,</p> <p><u>Mary as a baby.</u> Born in 1799. Poor family. Lived in small town. 3 ladies hit by lightning when looking after Mary.</p>	<p>Watch the white Rose Maths Video on 'Add together and find a part' (Summer term- week 3, lesson 3) and complete the accompanying activity sheet.</p> <p>Challenge ideas: Can you write your own number problems and give them to a member of your family to solve?</p>
Thursday	<p><u>Writing a biography-</u> Today you are using yesterday's plan to write a biography of Mary Anning. How can you turn your notes into full sentences? Can you use a question or exclamation mark in your writing? Can you join two sentences together using 'and'? Have a</p>	<p>Watch the white Rose Maths Video on 'Add more and count on within 20' (Summer term- week 3, lesson 4) and complete the accompanying activity sheet.</p>

	look at the WAGOLL to help you. If you would like, there is also some Mary Anning page border paper to write your biography on!	Challenge ideas: Make an addition story using some toys at home. For example, 'There were 3 T-Rexs in the jungle, 8 velociraptors swooped down to join them. How many dinosaurs are there altogether?'
Friday	<p>Joined handwriting! Watch the video and practise the 3 joins (ad, ag, ao) using the 'handwriting lines'.</p> <p>Spelling dictation. Read the passage on the spelling sheet a sentence at a time to your child for them to copy into their home spelling book (see Spelling list 4th May). The passage incorporates the weekly spellings and other high frequency words.</p>	Complete the ' Friday maths challenge ' (Summer term- week 3, lesson 5).

Theme	Science	VE Day activities
 <p><u>Who is Mary Anning?</u></p> <p>Please try to complete this week's theme activity before Tuesday's English lesson.</p> <p>How do we know dinosaurs existed? Discuss this with your child. Encourage them to think about the discovery of fossils and palaeontology.</p> <p>Watch Mary Anning's life story on BBC</p> <p>https://www.bbc.co.uk/teach/class-clips-video/true-stories-mary-anning/zn7gd6f</p> <p>Use the sheet – What do we know about Mary Anning? Write down as many facts as you can remember from the video.</p>	 <p><u>What is a fossil?</u></p> <p>Watch the video below about fossil hunting in Lyme Regis.</p> <p>Talk with your family about how Mary Anning found her fossils, what fossils are and how they are formed.</p> <p>https://www.bbc.co.uk/teach/class-clips-video/geography-ks1-ks2-fossil-hunting-along-the-jurassic-coast/zbbrkmn</p> <p>Have you ever found a fossil? Do you have one at home to look at? If not, you could use books or the internet to look at lots of different ones. What animal do you think they used to be?</p>	 <p><u>What is VE Day?</u></p> <p>Choose as many of the activities below as you want.</p> <p>Watch the power point explaining what happened that day.</p> <p>Make a WW2 spitfire glider.</p> <p>Complete the VE day wordsearch.</p>

<p>Now try watching this video and see if you can add any more information.</p> <p>https://www.youtube.com/watch?v=Of5sK8p2rZY</p> <p>You can also watch this if you want to find more facts.</p> <p>https://www.youtube.com/watch?v=u9Nb543MvV0</p>		<p>Make something from the wartime recipe booklet.</p> <p>Design a VE day medal or teacup.</p> <p>Crack the code – using Morse Code.</p> <p>Plan a VE street party celebration -You can make your own paper bunting.</p>
--	--	--