





## Foundation Home Learning Plan Week Beginning 1<sup>st</sup> June, 2020

Hello Parents and Children! We hope you have had a lovely, restful break over half term and enjoyed the sunny weather. Under normal circumstances, at this time of the year we would have been going to Nell Bank for our summer term visit and doing the 'Bear Hunt' programme. It is a lovely story which I'm sure many of you have at home and it lends itself to some super learning opportunities. Please continue to send your super photos from home. Enjoy!

Mon	<p><b>Literacy</b></p> <p>Listen to the story 'We're going on a bear hunt' read by Miss Webb on the All Saints' website and follow along at home with your own book if you have a copy. Talk about what happened in the story. What did the family have to go through to get to the cave? What did the noises sound like when they went through the mud...grass..forest etc?</p> <p><b>Activity:</b> Write a list of all the different things the family travelled through (mud, grass, forest, river). Use your phonics knowledge to sound out the words. Draw a picture next to each one. Once you have done this, make a visual music map for the repeated text. For example- water in a bottle shaken for river, drum bangs for cave etc. Take a video of your performance!</p>	<p><b>Numeracy- positional language teddy hunt!</b></p> <p>Collect some of your favourite teddy bears and count them into a line or a circle (no more than 10). Look at different positional language (under, next to, on top of etc). Hide your teddies around the house and give your families clues as to where they are hiding. "Under the sink, next to the shed!". Take turns so that you have a chance to hunt for the teddies as well. Remember how many teddies you had to begin with and try and work out how many more you will have to find as you go on your hunt (counting backwards).</p>	<p><b>Extra ideas for the week:</b></p>
-----	---	--	---

Tues	<p><b>Phonics</b>  <b>Reading and writing action word sentences</b>          Go through all of the action words in your action word book to recap and try to read as many as you can in 1 minute.          Print off the teddy bear sentences and hide them in the garden/around the house. Ask your child to go on a sentence hunt and read the sentences when they find one. On their piece of paper, ask them to write down any action words they might spot in the sentences. There might be one, two or more in each sentence. Encourage good letter formation and to write on lines if they are able to.</p>	<p><b>Numeracy- counting food</b>          Gather your favourite teddy bears and have a picnic using pretend or real food. Roll a dice and count that many items of food on to one of your teddy's plates, then repeat with a different teddy, until everybody has something on their plate. Who has the most (biscuits) on their plate? How can you tell? How many more does ___ have than ___? Once you have finished playing, see if you can carefully count the cookies and write the correct number on the 'Teddy Bears' picnic counting to 20'- resource will be linked on the home learning page.</p>	 
Wed	<div data-bbox="136 643 324 837" data-label="Image"> </div> <p><b>Literacy</b>          Go and find your favourite teddy bear. Draw a picture of him/her and write a couple of sentences about them. (She is called.../he is a rainbow teddy). Don't forget a capital letter at the beginning, finger spaces and full stops in your writing.</p> <div data-bbox="586 643 828 837" data-label="Image"> </div>	<p><b>Numeracy- picnic maths- exploring money and counting coins</b></p> <p>If you had lots of fun having a pretend picnic with your teddy bears yesterday, why don't you have a go at playing picnic shops outside. Gather some real or pretend food and set up a picnic shop outside. Make price labels for all of the different foods and drinks you have to sell in your shop. If you have some real coins and pennies you can use, even better! Ask your family or teddies to come to your shop and buy something for their picnic. Try and choose amounts under 20p so that when you are counting the coins you don't lose count. What is the most expensive item in your shop? What is the cheapest? Can you identify 1p, 2p, 5p and 10p? What is different/similar about the coins?</p> <div data-bbox="1339 746 1563 970" data-label="Image"> </div>	<p><b>Can you use paints/craft materials to show the different scenes in the story?</b></p> <p>Go through the story and look at the different things the family have to go through when on their bear hunt. Think about the colours you would use for grass, mud, water etc. If you have paints, have a go at colour mixing to make different colours. Once you have done them all, lay them on the floor or stick them up on a wall and retell the story in the correct order with them!</p> <div data-bbox="1630 1045 1899 1319" data-label="Image"> </div>

Thurs	<p><b>Phonics</b></p> <p>Write down these action words on a large piece of paper or on individual pieces of card/paper and spread them out on the floor. Each player is to have a splatter (a wooden spoon will do!). Another person shouts out one of the action words, and the players have to race to splat the word first. Careful not to hurt anyone! Keep score of your points and see who is the winner at the end. After you have finished playing the game, write each of the words in a sentence, using finger spaces and full stops.</p> <p>Words: said, come, some, they, no, went, the, play, he, she, me, we</p>	<p><b>Numeracy- sharing food with the teddies</b></p> <p>Look at the teddy bears' picnic sharing sheet resource on the home learning page. See if you can share the different yummy foods between the bears so that they have the same amount each!</p> <p>Use your own real teddies and play food to help you if you need.</p>	<p><b>Can you make a paper plate bear to live in a cave?</b></p> <p>Resources: Paper plate, collage materials, googly eyes, brown paint/brown crayons, scissors, glue, pipe cleaners</p> <p>With the resources you have at home, be as creative as you like and make your own friendly/grizzly bear to live in a cave. If you wanted to, you could make it even more magnificent with a body and moving arms and legs using split pins!</p>
Fri	<p><b>Literacy</b></p> <p>Imagine you are the family from the Bear hunt story. What would you take with you on your adventure? Think about the different things the family had to venture through and what sensible clothing they might need. Make a list of the things you would take and perhaps if you have time, go on your very own bear hunt with your list of what you would pack, either in the garden or in the fields/moors/woods of Ilkley! When you get back, draw a map of the different things you went through, like in the story. Use the sheet provided to draw and label your different pictures.</p> 	<p><b>Numeracy - Halving</b></p> <p>Having looked at different foods and sharing them with friends/teddies in a picnic, see if you can have a go at halving these picnic food pictures. What does half mean? What does half look like? Cut these foods so that they are in half. How many people could share them? Try and look at real examples of when it isn't a half and how we can tell. If you had time, you could make some real food that you can halve, like a pizza or a cake!</p> 	<p><b>Bear playdough</b></p> <p>If you have the resources to do so, make some brown playdough and use gingerbread cutters to make your own playdough bear family. These could be used to retell the story with your story scenes from above!</p> 