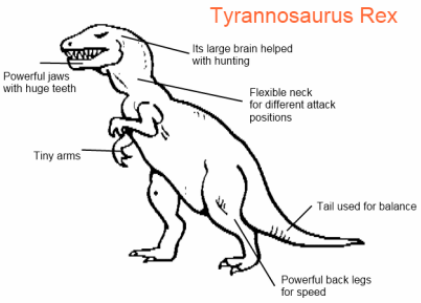

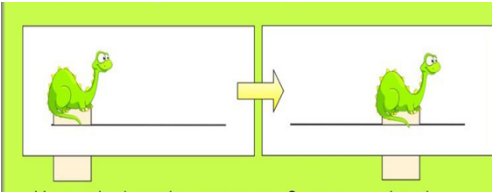


Year 1 weekly plan

W/B 27th April 2020

| | English | Maths |
|-----------|---|--|
| Monday | <p>Phonics focus this week- alternative 'ow' sound (see Spelling list 27th April). Watch Geraldine the Giraffe introduce the 'ow' digraph that makes the /oa/ sound. https://www.youtube.com/watch?v=WPtNBSfCkJA</p> <p><u>Suggested Phonics activities to complete during the week:</u></p> <ul style="list-style-type: none"> • Play Buried Treasure. Follow link and press 'Revise all phase 5 phonemes' https://new.phonicsplay.co.uk/resources/phase/5/buried-treasure • 'ou' and 'ow' word search. • 'ow sorting activity' Can you sort the cards by which sound the 'ow' grapheme makes? • 'ow sound family game' • Practise spellings in your spelling book | <p>https://whiterosemaths.com/homelearning/year-1/</p> <p>Watch the white Rose Maths Video on 'Find a half 2' (Summer term- week 2, lesson 1) and complete the accompanying activity sheet.</p> <p>Challenge ideas: Can you complete the 'Half-baked' game on education city? Go to year 1, maths, fractions, Half-baked.</p> |
| Tuesday | <p>Read the story of Tyrannosaurus Drip. https://www.youtube.com/watch?v=HbKf7y150fM</p> <p>Make your own small world to act out and re-tell the story to someone in your family. You can use the 'Small world cut out dinosaurs' or create your own!</p> | <p>Watch the white Rose Maths Video on 'Find a quarter 1' (Summer term- week 2, lesson 2) and complete the accompanying activity sheet.</p> <p>Challenge ideas: Design your own pizza! Can you cut it into quarters?</p> |
| Wednesday | <p>Re-read the story of Tyrannosaurus Drip. https://www.youtube.com/watch?v=HbKf7y150fM</p> <p>Draw 2 columns in your exercise book and label them 'nouns' and 'adjectives'. Read through the story again and write down as many nouns or adjectives you can see! Remember a noun is either a person, a place or a thing. An adjective is a describing word.</p> <p>If you would like to recap what a noun or an adjective is, there are some activities below. What are nouns? https://www.bbc.co.uk/bitesize/topics/zrqqtfr/articles/zpd8ng8 What are adjectives? https://www.bbc.co.uk/bitesize/topics/zrqqtfr/articles/zy2r6yc</p> | <p>Watch the white Rose Maths Video on 'Find a quarter 2' (Summer term- week 2, lesson 3) and complete the accompanying activity sheet.</p> <p>Challenge ideas: Can you complete the 'Share it out' game on education city? Go to year 1, maths, fractions, Share it out.</p> |
| Thursday | <p>Think about the characters in Tyrannosaurus Drip. How would you describe them using some amazing adjectives? Think about how they look and what their personality is like. Choose a character from the book and draw it in your exercise book. Write adjectives around your picture to describe your character. Could you magpie (steal!) any fabulous adjectives from your work yesterday?</p> | <p>Watch the white Rose Maths Video on 'Problem solving' (Summer term- week 2, lesson 4) and complete the accompanying activity sheet.</p> <p>Challenge ideas: Can you create your own word problems? Share them with your family.</p> |

| | | |
|---------------|--|--|
| <p>Friday</p> | <p>Joined handwriting! Watch the 'Handwriting video' and practise the 3 joins (ca, co, ac) using the 'handwriting lines'.</p> <p>Spelling dictation. Read the passage on the spelling sheet a sentence at a time to your child for them to copy into their home spelling book (see Spelling list 27th April). The passage incorporates the weekly spellings and other high frequency words.</p> | <p>Complete the 'Friday maths challenge' (Summer term- week 2, lesson 5).</p> <p>:</p> |
|---------------|--|--|

| Theme | Science | Art | PSHE |
|---|--|---|---|
| <p><u>What features do dinosaurs have?</u></p> <p>Look at pictures of dinosaurs in books that you may have at home or online. Look carefully at what they looked like. How big were they? What were their teeth like? What was their skin like? Did they have a tail? Did they have armoured bodies? Either stick in a picture of your favourite dinosaur or draw it in your exercise book and label its features.</p>  <p>www.kids-dinosaurs.com</p> | <p><u>What did dinosaurs eat?</u></p> <p>In Tyrannosaurus Drip there are two types of dinosaurs. There are the duckbill dinosaurs who love eating 'juicy water weeds' and the mean tyrannosauruses who love to have 'bellyfuls of duckbill dinosaur'. Which do you think are carnivores and which are the herbivores?</p> <p>Watch the power point on herbivores and carnivores then use the information to complete the Venn diagram. Can you add any other dinosaurs to the diagram?</p>  | <p><u>Can you make a moving dinosaur?</u></p> <p>Make a Moving dinosaur. (Parent tip- it might be helpful to look at the instructions provided before discussing this with your child!)</p> <p>Look at a book with moving parts (a book with sliding parts is ideal). Talk about the moving parts with your child. What does the moving part do? How does it work? What effect does it have? ... Surprise? Does it show how something works? Does it work well? Tell the children that we can use sliders to help bring a book to life.</p> <p>Use the instructions to help make a moving dinosaur. You can use these instructions. Either use them as inspiration or follow them to the letter it is up to you! Have fun!</p>  | <p><u>What can we do to keep healthy?</u></p> <p>Click on the link below to access the resources. Choose one for your child to do. <u>Harold's Daily Diary</u></p> <p>Harold is a happy, healthy giraffe and many children will have met him during a visit to the Life Education Life Bus - a special teaching environment where children learn about keeping healthy. Each day, Harold's diary gets children to think about the different things they need to keep healthy - physically and emotionally. There are ideas for activities, pictures and other resources.</p> <p>https://www.coramlifeeducation.org.uk/harolds-daily-diary</p> |

